

WasteWorx®
PUMPING STATION SOLUTIONS

When Gravity Just Won't Work.

WasteWorx® Pumping Stations



Our latest generation wastewater pump chambers are the most versatile on the market. With versatile sizes and shapes for easy installation and providing anti-flotation, WasteWorx® pump chambers have versatile and adjustable lid options, come with versatile controllers to increase pump life expectations, and versatile quality pumps available for every specification.

Versatility

- Full commissioning included.
- 700 and 1000 litre chamber sizes.
- Adjustable lids for easy installation.
- Garden and concrete or driveway lids available.
- Anti-flotation ring built in, no need for concrete around base.
- State of the art controllers help protect the pump from burnout.
- Connectivity to Scada networks available by demand.
- Chamber is 100% recyclable.
- Square shape minimises excavation.
- Maintenance service available, please contact APD for recommendations.
- Manufactured to AS/NZ 4766:2020 and AS/NZ 1546.

**Versatile
Adjustable
Lid Options
for Lawn and
Pavement**

For more information contact
your APD account manager
or call (09) 263 7741 or 0800 263 774

www.apd.co.nz

March 2024

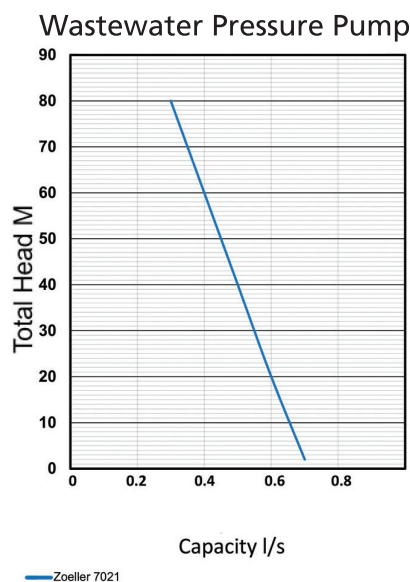
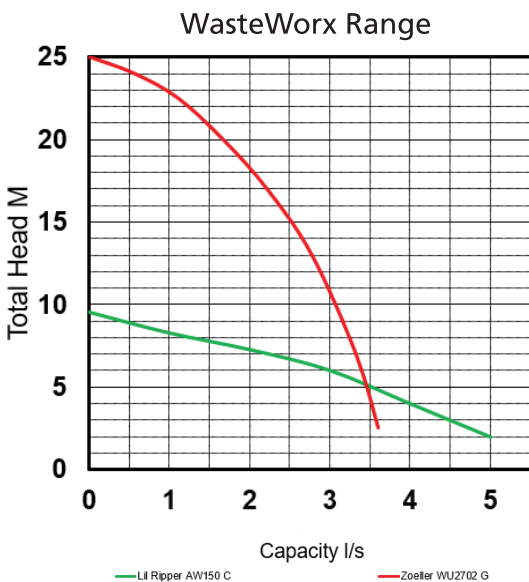

APD

Doing Good From The Ground Up

When Gravity Just Won't Work.

Pumps and Controllers

- Pumps available for chambers supplying both pressure and gravity networks.
- Oil filled motor for optimal heat dissipation: This design minimises concerns about the pump overheating or breaking down due to extreme heat generation during extended-use applications.
- Corrosion-resistant, powder coated epoxy finish.
- Surface hardened shredder mechanism: This feature enables the pump to cut through challenging materials while also providing excellent corrosion protection.
- 100% factory tested: Our factory-tested pumps ensure reliable performance in challenging applications with fewer concerns about mechanical failures.
- Automatic thermal overload protection (1 Phase).
- Legs provide for freestanding installation.
- RCM certification.
- State of the art controllers help protect the pump and extend pump life.
- Specialist pumps and controllers are available for pressure sewer applications.



AW150 C



WU2702 G



7201

For more information contact
your APD account manager
or call (09) 263 7741 or 0800 263 774

www.apd.co.nz

March 2024



Doing Good From The Ground Up