

**WasteWorx®**  
PUMPING STATION SOLUTIONS

**When Gravity Just Won't Work.**

# WasteWorx® Pumping Stations



Our latest generation pump chambers are the most versatile on the market. With versatile sizes and shapes for easy installation and providing anti-flotation, versatile lid options which are simply adjustable, versatile controllers increase pump life expectations, and versatile quality pumps for every specification.

## Versatility

- Full commissioning included.
- 700 and 1000 litre chamber sizes.
- Adjustable lids for easy installation.
- Garden and concrete or driveway lids available.
- Anti-flotation ring built in, no need for concrete around base.
- State of the art controllers help protect the pump from burnout.
- Connectivity to Scada networks available by demand.
- Chamber is 100% recyclable.
- Square shape minimises excavation.
- Maintenance service available, please contact APD for recommendations.
- Manufactured to AS/NZ 4766:2020 and AS/NZ 1546.

**Versatile  
Adjustable  
Lid Options  
for Lawn and  
Pavement**

For more information contact  
your APD account manager  
or call (09) 263 7741 or 0800 263 774

**[www.apd.co.nz](http://www.apd.co.nz)**

March 2024

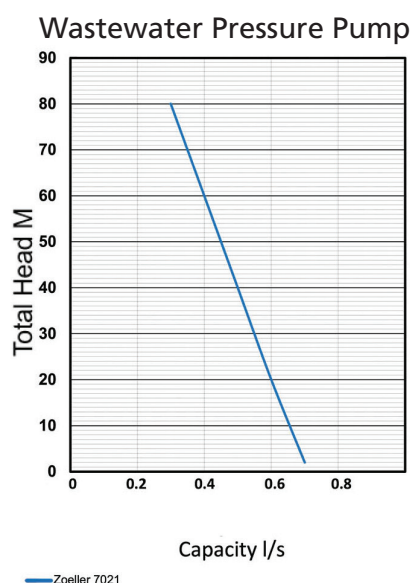
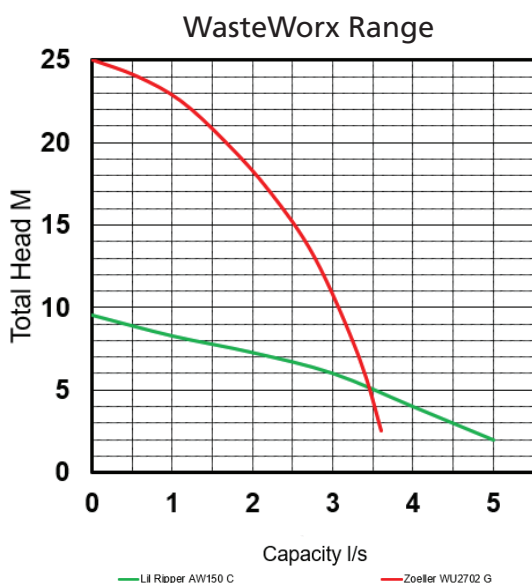

**APD**

Doing Good From The Ground Up

**When Gravity Just Won't Work.**

## Pumps and Controllers

- Pumps available for chambers supplying both pressure and gravity networks.
- Oil filled motor for optimal heat dissipation: This design minimises concerns about the pump overheating or breaking down due to extreme heat generation during extended-use applications.
- Corrosion-resistant, powder coated epoxy finish.
- Surface hardened shredder mechanism: This feature enables the pump to cut through challenging materials while also providing excellent corrosion protection.
- 100% factory tested: Our factory-tested pumps ensure reliable performance in challenging applications with fewer concerns about mechanical failures.
- Automatic thermal overload protection (1 Phase).
- Legs provide for freestanding installation.
- RCM certification.
- State of the art controllers help protect the pump and extend pump life.
- Specialist pumps and controllers are available for pressure sewer applications.



AW150 C



WU2702 G



7201

For more information contact  
your APD account manager  
or call (09) 263 7741 or 0800 263 774

**www.apd.co.nz**

March 2024

**APD**

Doing Good From The Ground Up